

SCALE DIMENSION

The Official Publication of the Scale Squadron of Southern California

OCTOBER 2006 VOLUME 10 - WWW.SCALESQUADRON.COM

Founder's of the U.S. Scale Master's Championships



View From the Canopy

Randy Wilbur Commander

Another summer has come and gone. I hope everyone got a chance to get out and fly.

I was able to attend a couple of events over the past several months. The first was the Hobby People's warehouse sale. This event was not as well attended as it has been in the past. They did have some great buys on slightly dinged airplanes and cars. The neat thing they did this year was to have demos and reps in the parking lot. They debuted a new twin engine ARF. The airplane is a P-61 Black Widow that comes fully sheeted and Monocoated. Retractable doors are per-installed for optional air retracts. The plane runs on twin 52 four-stroke engines. This plane looks great and comes with panel lines and rivets. They are also bringing out a C-130 Hercules that will take 4 32-40 size glow engines. Big multi engine plane seem to be in right now and Hobby People is jumping in with both feet. Look for the first one to be out for Christmas.

The next event I went to was the Hemet float fly. This was held at a beautiful lake up in the mountains

next to Idyllwild. The weather was great and the people very nice. A dozen or so planes were there. There were several other float fly's going on that weekend. This was a two-day event and camping was encouraged. I threw \$10 bucks into the raffle and came home with a 60 size Dragon Lady ARF. I guess there is no excuse for not building and flying now is there.

The next event was the trailer day out at the hanger. Jim Reed and I picked up the trailer out at the Irvine Lake lot and towed it out to Chino where we met up with Sam Wright, Rich Koehrer, Steve and Thomas Penn and Frank Dave. We started with breakfast at Flo's and then went out to Sam's Hanger. We completely unloaded the trailer, throwing a lot of the junk out, and repacked everything securely to the sides. Sam donated loading straps and car wax. We then washed, buffed, waxed and polished the outside of the trailer. I tell you it looks almost new. I would like to thank the guys that showed up and a special thanks to Jim for towing and most of all cooking up some great dogs, burgers and baked beans.

The last event was just the other night at the OCRCC club meeting. Frank Dave invited our club to sit in on their guest speaker. Mark Schwing of EMS gave a very nice talk about all the trick little electronic gadgets they sell. He also told us about working on a UAV for the army. Neat stuff. Mark has extended a 10% discount

on all products for the next couple of days, so go and check out their web site www.emsjomar.com. Mark graciously donated 5 items to the club raffle in which I won the glow driver. What a deal!!!!

Last but not least is the upcoming event at the 1/8th Air force scale fun fly. This event is always a very enjoyable time. The event is being held in Mesa AZ on the 28-29 of this month. Join up with a friend and share a room and some gas and go have fun.

See ya at the meeting.

Randy Wilbur, Commander

JULY MEETING
MONDAY
OCT 9, 2006
7:00 PM

Green Valley
Adult Clubhouse
17250 West Los Jardines
Fountain Valley, Ca 92708

Bring your current scale
aircraft project Bring a
friend too!

THE SCALE SQUADRON
OF
SOUTHERN CALIFORNIA



Founders of the
US Scale Masters Championships



October 06 Program

(For this month, October, that is!)

What with the plethora of the many, many very good scale 'arf' birds on the market nowadays, and about 99% of them covered (!) with one of the 'many' plastic films being utilized to hide their 'bones', there is a way (with a little extra work!) to give 'em a bit more realism! If you have been reading the various product reviews, you have probably noted that some light massaging with a warm iron and perhaps gently waving a heat gun back and forth 'just a touch' will give

the plastic 'skin' (!) a somewhat more realistic finish or surface!

Dr. Ken Wagner, quite well known for his fantastic scale jet birds, hopefully will be available this coming Monday evening to demonstrate just what a little extra work (!) can do to an otherwise 'fair to middlin' scale 'arf' bird!!! Dr. Ken is back in Florida working on his ticket 'upgrade' to fly his 12 inch to the foot P-51 and should be back by then!!! (see Photos Below)

Sam indicated that if the good Dr. hasn't made it back by then, he has promised that he will bring some tools and 'materials' to perform the necessary surgery (!) to 'de-skin' the 'factory' plastic material, er skin, er covering material, or whatever ya wanna call the stuff! As many of you have probably noted by now, a lot of the 'scale' 'arf's, due to the competition for a piece of the market, have become rather high in quality and quite 'scale-like' to say the least!!

What with the 'new' rules and scale classes to consider, this means a helluva lot less time and midnight 'oil burning' will be necessary to get a 'quality' 'BIRD' ready for some serious flying!!!

Sure, a little work is involved in the 'de-skinning' process, but consider the TIME you will save in the process...

Hey, by the way, those of you-all that didn't make it to the OCRC club meeting last Monday evening and the product presentation by Mr. Mark Schwing of 'EMS...missed a very informative presentation!!!

Cheers und beers, Troops!!!

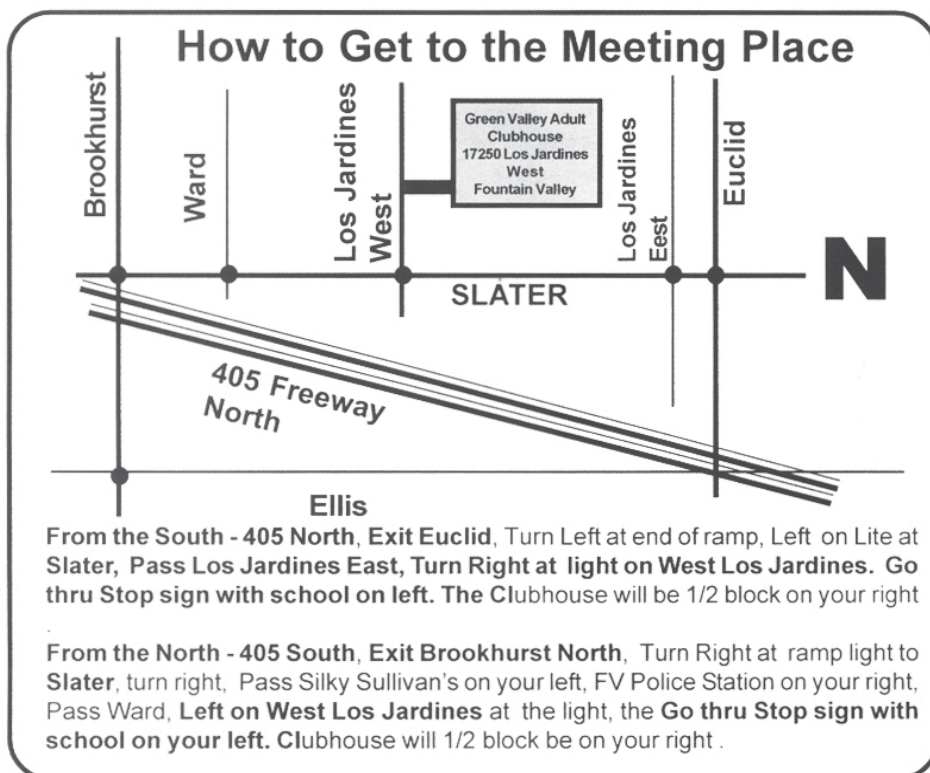
BJ



Dr. Ken "Wags" Wagner's P-51D-30NT, Serial 45-11633. Lady Alice, Restored flawlessly. Named after the previous owner's wife. That will be replaced with WWII Nose Art.



Painted in the 357th Fighter Group/ 364 Fighter Squadron Gloss Colors. Want reference for your P-51 Scale project? Visit our hanger around Mid November.



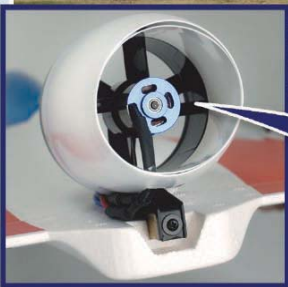

Hobby People®

DISCOUNT HOBBY STORES

CLUB MEMBERS:
Thank you for shopping with us! Come in and see what's new!

FANTOM

NEW!
Phase 3



No. 107310
149⁹⁹

FANTOM is an aerodynamically clean, blended-wing design that generates lift from the fuselage as well as the wings for superior lift-to-drag ratio. It gets its speed from a high efficiency ducted fan unit that is driven by a super high RPM brushless motor. The thrust from the ducted fan and the acceleration from FANTOM's low drag and light weight combine to thrill and amaze any pilot. FANTOM can be flown in a football field.

The FANTOM specifications:
 Wingspan: 35in Length: 27in
 Wing Area: 371sq.in Wt: 19-23oz
 Wing Loading: 8.19oz/sq.ft
 Motor: 45,000-50,000rpm
 Motor: M21-10L brushless (included)
 ESC: 11.1V, 30A (included)
 Transmitter: 3-ch. with elevon mixing (required)
 Airborne: 3-channel micro with two 7-10g micro servos (required)
 Battery: 3-cell Li-Po (required)

Fantom has the stability, control, and toughness it takes to build your confidence, plus the power and maneuverability to pull off wild, high speed aerobatics!

Includes:

- Electronic speed control
- Powerful brushless motor
- High efficiency ducted fan unit

In stock now! Come in today and check it out!

Hobby People:
GET ON OUR MAILING LIST
HERE'S WHY!
 ✓ Special sale events that save you money!
 ✓ Receive timely notification of hot new hobby products!
Sign up on line at: hobbypeople.NET
 Or sign up at your local **Hobby People** store...
 Or sign up by calling **(800) 854-8471**

Come join the team!
 ✨ **Hobby People is growing!** ✨
 We are always looking for enthusiastic, knowledgeable people to come and join our great team! Openings available in management and retail sales. Contact your local Hobby People store manager.

NOW 22 STORES
In So. Calif. & Nevada!

Hobby People®

DISCOUNT HOBBY STORES

NEW STORE!
HESPERIA
 16808 Main Street, Unit F
 At C Ave., Midtown Square
 760-949-2442

CALIFORNIA

- ESCONDIDO**
358 W. El Norte Parkway
760-739-5888
- SAN DIEGO**
4344 Conroy St.
South of Balboa
858-268-7997
- EL CAJON**
469 Broadway
At Ballantyne
619-444-6135
- WEST LOS ANGELES**
10815 W. Pico Blvd.
Pico at Westwood
310-234-2425
- LA HABRA**
1401 S. Beach Blvd.
Near Imperial
562-947-2574 714-994-5721
- PASADENA**
270 North Hill Ave.
North Hill at Locust
626-568-0883

- ENCINO**
5541 Balboa
Balboa at Burbank
818-995-1162
- ORANGE**
311 E. Katella Ave.
Near Glassell St.
714-288-8170
- LAWDALE**
16725 Hawthorne
Hawthorne & 168th
310-214-0244

- FOUNTAIN VALLEY**
18475 Pacific Street
405 Fwy, Euclid exit
714-964-8846
- LAKELWOOD**
5449 South Street
South at Bellflower
562-804-2515
- CAMARILLO**
1775 E. Daily Drive, H
near Carmen Drive
805-445-1305

- SANTA CLARITA**
20655 Soledad Can.#41
Between I-5 & I-14
661-298-3300
- CHINO HILLS**
2971 Chino Ave.
In Rolling Ridge Plaza
909-364-0167
- RIVERSIDE**
10128 Indiana Ave.
Tyler Village Center
951-785-6773

- RANCHO CUCAMONGA**
12459 Foothill Blvd.
Foothill at 15 Fwy.
909-463-0557
- MURRIETA**
26755 Jefferson Ave.
Between Murrieta & Winchester
909-677-5816
- REDLANDS**
835 Tri City Center Drive
I-10 at Alabama
951-307-1185

- LAKE FOREST**
23788 Mercury Road
In Rockfield Showplace
Corner of Rockfield & Mercury
(949) 609-1135
- LAS VEGAS #1**
2610 S. Decatur Blvd.
Decatur at W. Sahara
702-871-6191
- LAS VEGAS #2**
5466 Boulder Highway
At E. Tropicana Ave.
702-547-2204

NEVADA

HOBBY PEOPLE STORE HOURS: Monday-Friday 10 a.m.-8 p.m., Saturday 9 a.m.-6 p.m., Sunday 10 a.m.-5 p.m.

Shop on line 24 hours a day, 7 days a week! Click on www.hobbypeople.NET!

ORANGE COAST RADIO CONTROL CLUB

Announces its

FALL SWAP MEET

PARKING LOT

GARDEN GROVE ELKS LODGE 1952

11551 Trask, Garden Grove, CA

(Located on corner of Trask and Newhope in Garden Grove, CA)

Sunday, November 5, 2006

7 AM to 12 NOON

Easy access from Garden Grove Freeway

Take EUCLID offramp; turn left to Trask; turn right to Newhope

Located on the corner of Trask and Newhope

✎ *Buyers Wanted* ✎ *Admission Free!!*

Spaces will be assigned in the parking lot as reservations are received

To reserve your space

PAY only \$15.00

Check in time – 6:30 AM

----- tear off -----

Swap Meet Reservation

Name _____ Phone _____

Address _____ City _____ Zip _____

Make \$15.00 check payable to OCRCC

Mail to: Betty Bliss – 8051 Michigan Avenue, Whittier, CA 90602


ONE EIGHTH AIR FORCE SCALE MODEL FLY-IN

30th ANNIVERSARY



OCTOBER 28 & 29, 2006

SUPERSTITION AIR PARK, MESA, AZ
(MERIDIAN, NORTH OF BROWN)



A GUARANTEED GOOD TIME FOR EVERYONE

FRIDAY EVENING HOSPITALITY HOUR W/PIZZA & WINGS
SATURDAY NIGHT STEAK BARBECUE & OEAF'S FUN AUCTION
OEAF'S UNIQUE AWARDS FOR MANY FLIGHT CATEGORIES

REGISTRATION BEGINS SATURDAY - 7:30AM
AMA REQUIRED AMA SANCTION # 06-1668
\$10.⁰⁰ ENTRY PER PILOT 100 DB SOUND LIMIT
ANY TYPE SCALE AIRCRAFT OK
OFFICIAL FLYING 9AM - 4PM BOTH DAYS

PARKING \$5.⁰⁰ DRY CAMPING AVAILABLE

FOR INFO

HOWARD KENNEDY • 602-971-1069 • 602-361-8475
bushpilot1443@yahoo.com

Around The Hangar Squadron Photos for October 2006



Rich Koehrer and his ARF F6F Hellcat. This is a China Model ARF and Rich installed Robart retracts in this one and will be adding lots of detail.



Larry Klingberg is making great progress on his Boeing project. Here Larry shows off the finished wings with authentic hinging, and strut attachments.



Burf Tunnel and his Scale Nieport 17 from a vintage Veco kit. Burf plans to build a fleet of smaller WW1 scale aircraft. This one is glow powered. Electric next?



Bill Hart shows off his Patty Wagstaff Extra 330 from Great Planes. Bill went the extra mile (s) to scale out this ARF and added a lot of nice finishing touches.



Jerry Ortego (Jerry "O") shows his SBD Dauntless Dive Bomber. Built from a Skyshark kit and lightened for electric power. The dive flaps work too.



Cover photo of the new "Battle of Midway" book available online and in book stores now. The SBD 3 is Kent Walters shot at the masters during a bomb drop.



Larry Wolfe of Jet Hangar shows off the new all new A7 ARF Jet kit. Ready for their new Electric Jet Fan or the Wren 44. Very complete and beautiful.



OCRCC & Squadron Trailer clean up crew. L to R, Rich Koehrer, Sam Wright, Jim Reed, Steve Penn, Thomas Penn. Frank Dave in the back. Photo by Randy Wilbur.



Jim Reed cooking up Bush Beans, Ground Steak Hamburgers with Jim's special seasoning, and gourmet Hot Dogs, Potato Chips and Coors Light Long Necks!



The trailer cleaned out, stacked & secured with loading straps. A pickup load of trash went to the dumpster and the trailer was a lot lighter, orderly & cleaner.



All polished, wheels cleaned, air in the tires and almost like new again. Thanks guys for a full days work.



Bob Frey (L) & Sam Wright (R) with Bobs scaled out Hangar Nine P-47. Moki powered, & Bob applied a flat paint to remove the ARF glossy look. Flies on a rail.



www.nasascale.org


Join NASA \$15.00
Receive REPLICA
Newsletter & NASA
Scale Resource
Guide

Send Payment to:
Bonnie Rediske
128 Darnley Drive
Moon Township, Pa 15108



The Choice of Scale
Model Champions
The Best Choice for you!

Official Sponsor of Electric T6 Racing



CUSTOM NOSE ART

Designed from your
graphic files, photo-
graphs or drawings.

Contact us with ques-
tions & visit our website
to see samples

www.classicinsignia.com **Michael Rogers**

Sir Speedy

PRINTING • COPYING • DIGITAL NETWORK

Your One Source for Printing Solutions

714.547.5674 • Fax 714.547.0167

Email: sspeedy112@earthlink.net

Sam F. Wright, Newsletter Editor
The Scale Squadron of Southern California
17 Via Anadeja
Rancho Santa Margarita, California 92688
email: sam-w@cox.net
949-632-8691



Bob Frey's Hangar Nine P-47 scaled out. The radial engine is a resin casting from Frank Tiano, and Bob's extra detail. See Photo & Info inside.

IN THIS ISSUE

OCRCC Swap Meet

One Eighth Scale Fun Fly

October Squadron Photos