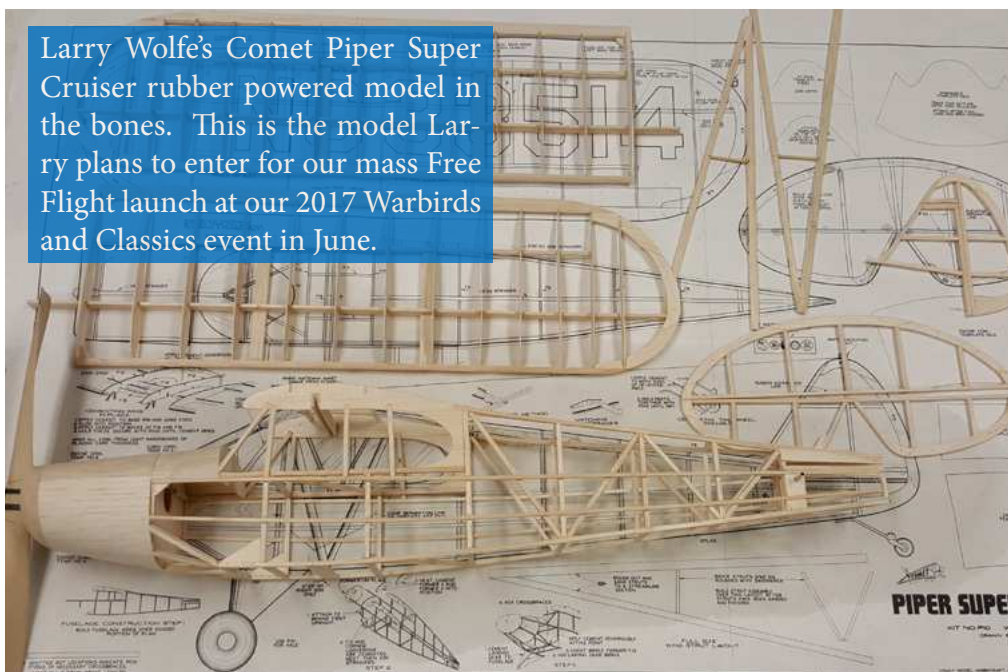




Larry Wolfe's Comet Piper Super Cruiser rubber powered model in the bones. This is the model Larry plans to enter for our mass Free Flight launch at our 2017 Warbirds and Classics event in June.



## Inside This Issue

- Commanders Note
- Road to Warbirds & Classics
- Event Calendar
- R/C Events Rundown
- Event Flyers
- About The Scale Squadron

## Event Calendar

### Float Fly

March 18, 2017  
Lake Perris, CA

### Gunsmoke Qualifier

March 24-16 2017  
Arizona Model Masters Field

### Bomb Drop Competition

April 8th 2017  
Menifee Valley Flyers, CA

### Scale Masters Qualifier

April 8-9, 2017  
Gilman Springs, CA

### Gilman Springs Dawn Patrol

April 22, 2017  
Gilman Springs, CA

### Castle Giant Scale Fly-In

May 25-28, 2017  
Caslte, CA

### Squadron Fly-In

June 9-11 2017  
Silverado, CA (OCMA Field)

## Commander's Corner

By: Mike Greenshields

Focus on growth.

I feel great about our progress on growing membership. At our February meeting we had great attendance, new members, and people we haven't seen for awhile. Thank you all for coming out!

Our passion for scale

**"modeling  
is  
contagious!"**

modeling is contagious!

Sharing the gift of model aviation through, well, Gifts! Warbirds and Classics will feature FREE Whirly-Bird flying toys and Free Hobby People Arrow foam gliders for the kids! Imagine the food area (well behind the pits) full of kids having a good ol' time with their new flying toys! Nothing like kids having fun to cap off a weekend of adult pilots having fun! One more reason why Warbirds and Classics June 9-11 is going to be FANTASTIC.

Happy Birthday Wishes

Our favorite world-record holding pilot turns 99! Our friend and fellow aviation enthusiast, Colonel Robert Thacker celebrated his 99th birthday in February. And featured at the event?? His New GIANT F100 turbine. One of the biggest F100's I've every seen, this model is gorgeous with lots of moving parts and scale details everywhere. February also marks the anniversary of his record setting flight with the F-82.. And, if that were not enough: I won the free

# Road To Warbirds & Classics 2017

By: Tim Johnson

As the calendar rolls by and we journey closer to our annual event “Warbirds and Classics” I aim to share and document what everyone is doing to prep for our event. This includes what YOU are working on to fly at our club’s annual event. This month Larry Wolfe, Sam Wright and Tim Johnson (me) are in the highlights for part one of the journey.

## Free Flight Mass Launch Prep : Part 1


I’ve decided to join in on the fun of free flight this year, and in the process I decided on purchasing a Guillow kit for my entry. Sticking to what I preach “Support your Local Hobby Shop”, I started my journey, stopping by Rob’s Hobbies in Huntington Beach. That is my LHS (Local Hobby Shop). They carry every major item from Horizon Hobby. They also have a wood rack baking in the front window. Not a single free flight kit in stock, in fact this young fella (39 Years Old) felt old and dated when I asked if they carried Free Flight models. To my shock the person behind the counter did not know what I was talking about. Off to go to where I knew was the first place to stop. 60 minutes northeast, 57 fwy to the 10 fwy journey’s end: Pegasus Hobbies (pictured left) in the city of Montclair. One of the last old style hobby shops in the Orange/Riverside County area. If you need it chances are it is in stock.



After I did my normal journey going from department to department, saying hello to those I know and whom, I haven’t met at this shop, I headed for the Free Flight isle to select the model I will use for our mass Launch. I had in mind an Aronca Champion or a Cub. I just thought to myself how can one go wrong with a Scale Free Flight model of a Cub or Champ. To my disappointment they did not have one in stock. But this Sexy PC-6 Porter by Guillows was talking to me from the shelf. There were even a few super old Sterling kits on the shelf, I’m sure from someone’s estate. Those were tempting, but this Swiss-SAR PC-6 will fit my wants just perfectly. The full scale PC-6 performs well for STOL and is durable. Maybe I will luck out and those characteristics will transfer to this model.

Originally I wasn’t going to tell anyone I was building one, but then I thought, who better than Larry Wolfe to share this with? Larry is trying to persuade many Squadron members to build and fly a rubber powered aircraft. So I knew he would be happy.

After a few days of hit and mis, Larry had me over his house. This allowed me the time and space to build a build-ing board for my newly acquired toy airplane kit and to actually get started building the model. Hopefully you are well on your way to building a rubber powered model as well.



During my build session with Larry Wolf, he showed me what he was working on for the Squadron mass launch. Although I did not see what he was working on for our August indoor Rubber Power Contest.

Larry has selected a Comet kit. He found or had old Comet plans that he is using and cut all of the wood parts himself to build his entry. So far his bird is in the bones waiting for sanding and covering. I’m sure you will get a chance to see his work



# ATTENTION SCALE MODELERS\*PILOTS\*FANS!



Public  
Welcome!

Free for  
Spectators!



11TH ANNUAL SCALE MODEL FLY-IN EVENT



DATES CONFIRMED!

Pre-Event Registration starts Mid-February on RC Flight Deck

**ENTRY FEE:\$25.00/Pilot** (Scale Aircraft ONLY)  
Saturday Night ON-SITE Banquet:  
\$25.00/person

**Rubber Powered FF Mass-Launch Sat Eve.**

Dry Camping: FREE

Prizes and Awards

Food Available - OCMA Fund Raiser

**Pre-Registration: RCFlightDeck.com**

**Event Location: OCMA BlackStarr Field**

5305 Santiago Canyon Road

Follow Blue Diamond Road to the end

Field GPS Coordinates:

33deg 46'18.07 N

117 deg 41'52.79 W

<http://www.flyocma.com/Directions.htm>

**More INFO: scalesquadron.com**



→→ 20<sup>TH</sup> ANNUAL →→

# ***3<sup>rd</sup> Annual Castle 2017 ~ Giant Scale Fly-In***

**HOSTED BY  
AMA CLUB 4021 ~ “CENTRAL CA MODEL FLYERS”**

**Castle Airport, Central California, off Highway 99**

**May 25<sup>th</sup> to 28<sup>th</sup> 2017**

**Landing Fee - \$35.00**

**R.V. Camping for the Event - \$40.00 or for Front Row - \$60.00**

**Pilot Automobile Parking – \$5.00 for the entire event**

**No Charge for Airplane Trailers, Tow Vehicles or Dinghys**

**Vendors \* Raffle \* Food**

**“IMAA” Legal Turbines Welcome**

**Scotty Malta, (Event Director & Registration) --**

**[scottmalta@comcast.net](mailto:scottmalta@comcast.net) (209) 617-5789**

**Rick Maida, (CD) – [mrcorsair@usa.net](mailto:mrcorsair@usa.net) (408) 460-1526**

# Commander's Corner Cont'd

flight model contest at the Col's party (Take That Larry Wolfe!). All joking aside, it was an honor to attend and be a part of the celebration. From all of us, Happy Birthday Colonel!

Get out and fly!

Words I need to follow. Scott Whyte at our last board meeting pointed out that we all need to be more active, have more fun, and maybe show a little more as a club at our local flying fields. I hope to see you all out at the field more often! As we move forward, we'll get a bit more organized and maybe even have some "semi" official Squadron flying days at the field.

Happy Landings and we'll see you at the March Meeting!

-Mike Greenshields  
Commander  
mikegreenshields@gmail.com



The Squadron's booth at the 2017 AMA Expo, Bob Cat on the left was built by Tim Cardin and participated at the 2016 Top Gun event. The Apache(s) on the right are in construction at the hand of Larry Wolfe and Gordon Truax.

## Road To Warbirds & Classics 2017 Cont'd

By: Tim Johnson

up close and personal at our monthly Monday night meeting. Larry has completed a lot of work on his model since you saw it at last month's meeting.

Sam Wright has restarted work on his B-25 (pictured below) with a goal to have it flying for our event in June.

Sam has sanded his parts, a coat of paint to his B-25. Callie-Graphics to add a well model is powered by LiPo batteries to match. latest steps forward at



primed them and has applied He acquired decals from known livery to his model. This two electric motors with 5-cell I'm sure Sam will share his our Monday night meeting.

I know you have projects them with your club.

at Johnson dot US dot 424 7520, send me pic-

them in your newsletter for next month. Your fellow members and friends look forward to seeing your projects. See you at the field! -Tim Johnson

that you are working on. Share My email address is Timothy COM, my phone number is 949

tures and explanations of your project so that I may include



# **Gunsmoke: 25 Years**



**1992--2017**

**Hosted By The One Eighth Airforce**

**SCALEMASTERS QUALIFIER**

**March 24,25,26, 2017**

**Competition in five classes:**

**Expert, Team Scale, Advanced, Pro-Am Pro,  
Pro-Am Sportsman**

**Friday: Static Judging - 10AM to 3PM**

**Sat & Sun: Flight rounds - 8:30AM to 3PM**

**Entry Fee \$30 Scalemasters Members,**

**\$35 non Scalemasters Members**

**Parking \$6.00 per Vehicle**

**Food at Concessions available Sat & Sun**

**Contest Director: Paul Goldsmith + 602-323-7753 + PT19Nut@aol.com**

**Asst. C. D. Austin Goodwin + 480-215-5446 + N4351X@aol.com**

**1/8 th Air Force Commander: John Geyer + 602-810-1767 +**


**jegeyer@centurylink.net**

**www.usscalemasters.org + www.oef.org + www.azmodelaviators.com**

# Rubber Power Tip: Removable Nose Block

By: Easy Built Models

## Making a Removable Nose Block and Motor Peg



The removable nose block seen here with our Moses Magnets used to hold it secure in place.



The removable nose block is then put in position and final sanding done to make sure the edges match perfectly. I'll add the nose button and prop only after I've got the plane gliding real nice. It keeps it lighter and will have the lowest drag for the best glide possible by your model.



Towards the rear of the plane I fill in an area on both sides to hold the rear motor peg. Most kits use a wood dowel. Many competition fliers will use aluminum tubing. A lot depends on your winding stooze used to hold the model while you wind. You want the holes to line up so before I glue the filler balsa in place I drill the holes with one part stacked on top of the other. Glue the parts in place standing slightly proud on the outside of

the fuselage. Sand flush to give a smooth seam.

## BOARD OF DIRECTORS

COMMANDER - Mike Greenshields  
EXECUTIVE OFFICER - Scott Whyte  
TREASURER - Tim Cardin  
SECRETARY - Ed Woodson  
BOARD MEMBERS - Larry Wolfe  
- Sam Wright  
- GORDON TRUAX

### WEBSITE

WEBMASTER - Tim Johnson

### OCMA REPRESENTATIVES

PRIMARY DELEGATE - Ed Woodson  
BACK UP DELEGATE -

### NEWSLETTER

EDITOR - Tim Johnson

## SQUADRON INFORMATION

### SCALE SQUADRON OF SOUTHERN CALIFORNIA

#### MAILING ADDRESS

P.O. Box 8074  
Fountain Valley, California 92728

EMAIL: [Commander@ScaleSquadron.com](mailto:Commander@ScaleSquadron.com)

### ABOUT THE SCALE SQUADRON

Scale Modeling is the accurate recreation of aircraft in aviation, from the early biplanes to the latest jets of the 21st century. Whether it's built from scratch, a kit or an ARF, scale modeling strives to recreate the airplane as historically accurate as possible. Paint schemes, rivets, windshield glass, and even pilots are faithfully painted and built to exacting specifications. The end result is a flying recreation of the original full size airplane.

Our members all have one common goal - to share their knowledge of aviation, aviation history, and scale modeling.

Our monthly meetings are open to everyone, and often feature "how to" seminars on building and flying model aircraft.

Each year the Scale Squadron hosts and participates in numerous events, with the overall goal of bringing

together modeling enthusiasts from all over the world. Events our members historically and perpetually attend are:

Top Gun  
U.S. Scale Masters  
Warbirds Over The Rockies  
Arizona Electric Festival  
Best In The West Jet Rally  
One Eighth Air Force Fly-in  
Battle of the Builders

The Scale Squadron also hosts their own annual event known as The Scale Squadron Warbirds and Classics. This year will be the 8th year running of the Squadron event.

The Scale Squadron dates back to the early 70's. Harris Lee, Bert Baker and Bob Olson were the original founders of the Scale Squadron and Members of the Orange Coast RIC Club. Their interest in scale modeling brought them together

regularly at Lee's home. The word soon got out and their numbers quickly grew to over 25.

Scale modeling became the hottest new interest within the R/C community. The first official scale modeling club was formed in 1973 with events held at Mile Square Park. Scale modeling was in its infancy yet immensely popular as attested to by the large participation at each of their events.

Harris Lee devised a plan for sanctioning a series of local qualifiers around the country and then having a fly-off to determine the national champion. Out of this idea the U.S. Scale Masters was started and is the premier scale competition in the country today. Pat Potaga, of Scale R/C. Modeler Magazine, helped to put this program on the map. His articles and front-page color photos helped fuel the fire of scale modeling.

The modeling world owes these visionaries a debt of gratitude. Thank you Bert Baker, Bob Olson, Jerry Ortega with special thanks to Harris Lee.

**MONDAY**  
**March 13, 2017**  
**7:00 PM**

Show & Tell is for our members to show their scale aircraft project in any stage from plans, or framed up to a completed model. Scale ARFs or full bore scale models are welcome.

Visitors are always welcome.

