



# SCALE DIMENSION

Official Newsletter of the Scale Squadron of Southern California



Page 9



Page 10

**Squadron Fly Day at OCMA**

Page 17

**Documentation: PZL P.11**



Founders & Proud Supporters of  
The U.S. Scale Masters Championships



# INSIDE THIS ISSUE

- 03 Commander's View**
- 04 Leading Edge**
- 05 June Squadron Meeting**
- 08 July Meeting Announcement**
- 09 Warbirds & Classics 2023**
- 10 Squadron Day @ OCMA Field**
- 11 A Day at the Field**
- 15 Make a Simple Trim Cutter**
- 16 Tips & Tricks**
- 17 Documentation: PZL P.11**
- 21 Upcoming Events**
- 25 Who We Are**
- 26 Join Us!**
- 27 Membership Application**

## The Scale Squadron of Southern California 2023 Board of Directors

### Commander

Mike Greenshields  
[mikegreenshields@gmail.com](mailto:mikegreenshields@gmail.com)

### Executive Officer

Eric Puchalski  
[roadkill11954@gmail.com](mailto:roadkill11954@gmail.com)

### Treasurer

Tim Cardin  
[Tim.Cardin@CardinWest.Com](mailto:Tim.Cardin@CardinWest.Com)

### Secretary

Joni Whitsitt  
[whitsittjo@gmail.com](mailto:whitsittjo@gmail.com)

### Board Members at Large

Larry Wolfe  
[copsmom98@aol.com](mailto:copsmom98@aol.com)

Gordon Truax  
[gltruax@att.net](mailto:gltruax@att.net)

Jon Perry  
[jwperry77@gmail.com](mailto:jwperry77@gmail.com)

### Newsletter Editor

Eric Puchalski  
[roadkill11954@gmail.com](mailto:roadkill11954@gmail.com)

### Mailing Address

PO Box 8074  
Fountain Valley, CA 92728

### On the Web at:

<https://www.ScaleSquadron.com>

## On the Cover

1. Rob Hahn's Grumman F-9F Panther just leaving the ground.
2. Mike Greenshields' TBM Avenger on short final.
3. Ed McCormick's RAF S.E.5a with a beautiful flyby.

All of these photos were taken of these models while on their first flights and all of those flights were successful.



**Scale Dimension** is published monthly by The Scale Squadron of Southern California. Copyright 2023, all rights reserved. Reproduction in whole or in part of this publication is granted with acknowledgment of the origin of the information. This must include the name of the publication (*Scale Dimension*) and the name of the publishing organization ("The Scale Squadron of Southern California" or "The Scale Squadron"). This newsletter is published approximately one week before the first day of each month. We welcome all editorial submissions but assume no responsibility for the loss or damage of unsolicited material. Contributions and photographic material are welcome but must be accompanied by release of liability for the publication of potentially copyrighted material. TO AUTHORS, PHOTOGRAPHERS, AND PEOPLE FEATURED IN THIS NEWSLETTER: All materials published in *Scale Dimension* become the exclusive property of The Scale Squadron unless prior arrangement is made in writing with The Scale Squadron. SUBSCRIPTIONS: *Scale Dimension* is distributed at no cost to Scale Squadron members and newsletter subscribers. If you are not a member of the Scale Squadron but would like to subscribe to the newsletter, send your subscription request to the editor to get added to the distribution list. Be sure to include your name, email address, and a general outline of your interest in modeling. ADVERTISING: If you are interested in advertising in *Scale Dimension*, contact the editor for information on how to do that. DEADLINE: Contributions to the newsletter must be received before 20<sup>th</sup> of the month in order to be included in the next month's newsletter. DISCLAIMER: While every effort has been made to avoid mistakes, The Scale Squadron is not liable in any way for errors or omissions.





**Mike Greenshields**  
Commander

## *Happy Independence Day!*

It's the **4th of July** and we're *three days* away from the most amazing, spectacular, stupendous scale modeling event at OCMA: Scale Squadron's **Warbirds & Classics 2023!**

Preregistration is ahead of the normal pace. T-shirts came in (they look *fantastic!*), the food is all prepared, trophies are ready, the pit areas are cleaned up and chalked, the field is prepped, and we're ready for **ACTION!**

And while preregistration will close tomorrow (July 5) remember that **you can register at the event!** Just know that we will not be able to accept credit cards due to the lack of connectivity at the field. But cash or check will be fine and you'll be good to go.

## **Builders' Wing**

**Bring your planes!** We're *sooooo* looking forward to seeing what you've accomplished! And if you didn't get it done this year, that's OK—you're way ahead for next year!!!! Keep it up!

There's a ton going on this weekend and you don't want to miss it. Awesome scale flying, from sport to giant scale of all eras. **Warbirds West Display** (courtesy of **Michael Fetyko**) will be there

with their giant scale model aircraft team and displays honoring the tradition of excellence in aviation.

Expect *great* food. Registered pilots will be served breakfast donuts and lunch all three days!

There will also be a Friday Night Pilots Mixer thanks to event hosts **Joni Whitsitt** and **Randy Wilbur**.

And you won't want to miss the traditional **Saturday Night Banquet & Awards Presentation**. (\$25 per person and includes Orange County's best BBQ, beer, and wine.)

We will have our amazing new event t-shirts available for \$15 each. Unless you purchase one online, these will be available on a first-come-first-served basis until they're all gone.

If you have any questions about the event, please contact us!

Thanks and we'll see you this weekend.

**Mike Greenshields, Commander**  
[Commander@ScaleSquadron.com](mailto:Commander@ScaleSquadron.com)





July is here and that usually means *perfect* flying weather in SoCal. And so far, that's been the case at OCMA Field. By the time you read this, **Warbirds & Classics 2023** will probably already be under way. I hope you're able to get out there and enjoy the event. (And don't be surprised if **Joni Whitsitt** or **Randy Wilbur** tap you on the shoulder and ask for some help!)

I've gone through a whole garage full of models over the past several months and found myself in the unfortunate position of having a lot of great flying weather but nothing to fly. I've finally cured that to some extent by nailing together an old ARF trainer that at least provides some stick time. That should buy me some time as I pull together a couple other projects, including my **Stinson SR-9 Reliant**.

## My Stinson Project

Speaking of my Stinson SR-9 Reliant: After an honest reality check a couple weeks ago, I determined that there are too many parts left in kit box and not enough days before Warbirds & Classics to get them all stuck together and covered up. So I've thrown in the towel for this year's Builders' Wing. As I already mentioned, I've managed to break all of my scale models so I won't have anything to fly at W&C. Lately, I've been feeling like the guy on the right:



I'll still be there, of course (*someone* has to take pictures, right?) and I'm looking forward to a great showing from Scale Squadron pilots.

## A Major Milestone

After producing 25 *Scale Dimension* newsletters, I finally have the privilege of showing three models on the cover that all belong to Squadron members!



**Eric Puchalski**  
Newsletter Editor

Thank you **Mike Greenshields**, **Ed McCormick**, and **Rob Hahn**!

## Documentation

This month I'm providing you with some documentation on an airplane that you may have heard of but I've never seen modeled. The **PZL P.11 (Page 17)** was an all-metal Polish single-seat fighter that saw service from the mid 1930s into WWII. It's something that I've always considered building but never seemed to be able to get started. With that gull wing and high wing mounting, this airplane reminds me of a cross between **Jaime Colley's Fokker D.VIII** and my Stinson. I hope you take a look and consider it as a possible scale project.

## Tips & Tricks

June was another month with no field trips and, although several members have projects under way, there was no time to pull together detailed articles about them. So I'm presenting a couple pages of tips that I've found in various modeling magazines. These are all things that I've tried myself so I know they're legitimate. You'll find a simple way to make pinstripes from shrink film (**Page 15**), a couple options for wheel chocks, and some other clever ideas (**Page 16**).

I hope you get some use out of them.

*I'll see you at the field!*

[roadkill1954@gmail.com](mailto:roadkill1954@gmail.com)



# JUNE 2023 SQUADRON MEETING

We had a great turnout at the June meeting. **Commander Mike Greenshields** reviewed the **Warbirds & Classics** preparations and said that all the arrangements are complete but there is still a need for volunteers. **Joni Whitsitt** also asked that it would be great if everyone would kick in a couple hours over the weekend to help out. She also reminded everyone that registered pilots will be very well fed all three days of the event. **Nancy Wright** sent a couple boxes of things from Sam's workshop to be given to whoever could use them. Pretty much everything found new homes. Nancy also sent word that there will be an estate sale on July 30, 2023 for the rest of Sam's hobby stuff. Mike will send out a reminder when that gets a little closer.

**Dave Kadonoff** brought in a large (and heavy!) box of books. This was *The Epic of Flight* series from Time-Life Books. It's a terrific series with each volume covering a distinct aspect of aviation history. Dave had collected these back in the early 1980s. Now he's trying to make some space at home so he's trying to find a place in someone else's library for them. There are 23 volumes in the set and Dave wanted them to stay together. Unfortunately, there were no takers so they went back with Dave.



**Jon Perry** showed the center section of his **Boeing B-17 Flying Fortress** project. He's building the model from an old Royal kit. Wingspan is 78" and the weight should be around 12 lbs. He's going old school with the power by using four O.S. FS-26 four-stroke engines swinging 9x6 three-blade props. Jon demonstrated his home-built mechanical retracts which he says are rock solid when deployed. The model still needs a cockpit, turrets, and *lots* of priming and sanding. He thinks it will be ready for Warbirds & Classics but probably won't be flying by then.



## June 2023 Squadron Meeting

**Jon Perry** brought a couple things to show. In addition to his B-17 he also had his **Beechcraft T-34B Mentor** that he built from an old CMP Pro ARF. The model is finished and was scheduled to fly a day or so after the meeting.

During assembly, Jon tried to keep everything as close to stock as possible but during taxi tests he uncovered some serious problems with the nosewheel going wherever it wanted at anything above a slow taxi. He also spent a fair amount of time getting the CG right. He solved the CG problem by rearranging the equipment in the fuselage and the steering issues by rigging a pull-pull system. The nosewheel rigging was particularly challenging since the cable attach points move when the nose wheel retracts. The 58" wingspan model weighs in around 6 lbs.

Jon said the model is well built and he doesn't expect any significant issues when it flies.



Mike Greenshields finished the **VQ Models 46" Douglas SBD Dauntless** that he won at the 2022 Squadron Holiday Party raffle. The model had been worked on by a couple people before Mike got it but it was never finished and had not yet flown. It had been sitting for several years and needed some touch ups to make it flyable. A special challenge was the split flaps on the wing. These failed while Mike was testing them and, in the end, had to be completely rebuilt.

The previous owners used different methods to do similar work and were of varying skill levels. Mike said one of the things he had to figure out was who did what work. That helped him plan his approach to completing the model. When he showed the model, the center section flaps were working, as were the dive brakes and retracts. Mike was hoping to get it in the air at the Squadron Fly Day on Sunday following the meeting.





## June 2023 Squadron Meeting

**Mike Greenshields** also brought along two models to share. He built this **Piper Cherokee** from a Herr Engineering laser-cut kit. Mike said the kit was well made and went together very nicely, and he's pleased with the result.

The model has a 34" wingspan and weighs in at about 19 oz. The model is powered by an **SH Engines SH-07**. The SH-07 displaces .07ci and comes with a tuned pipe. It turns a 7x4 prop at about 17,000 RPM so there should be no shortage of power.

The color scheme is special as it copies the colors that were on the full-size Cherokee that Mike's dad flew. At this point, Mike says it's flyable but not yet "complete" as it still needs more finish work such as the N-number and additional surface details.

Along with his SBD Dauntless, Mike was hoping to get it in the air at the Squadron Fly Day on Sunday following the meeting.



**Eric Puchalski** showed the progress he's made on his **Stinson SR-9 Reliant** project. After his usual complaints about the high parts count, he said the wing panels are now completely framed and ready for finishing touches. Eric still needs to build flaps and install hinges and servos. Scale details will include working navigation and landing lights.

It required a *lot* of sanding to get all the spars and ribs properly shaped but his recently completed sanding table (see [Scale Dimension March, 2023](#)) made that a much tidier process.

Power will come from an **FTL FTL-30** which is a 30cc gas two-stroke with CDI ignition. This engine appears to be a direct knockoff of a Turnigy 30cc gas engine. It should provide plenty of power as long as the total weight of the model comes in between 18 and 20 lbs.

Eric is "cautiously optimistic" that the model will fly at Warbirds & Classics but it will still be a work in progress at that time.



# MONTHLY MEETING NIGHT

**Monday**  
**July 10, 2023**  
**7:00pm**

**The July 2023 Meeting is... CANCELED**

Several Board members will be out of town Monday and most everyone else will probably be worn out from the exciting **Warbirds & Classics** weekend. So the July meeting has been canceled. But we'll be back all rested up in August when we'll exchange kudos and accolades on the just-completed W&C event. This is a meeting you won't want to miss!

Keep in mind that visitors are always welcome so don't be shy about bringing someone. And remember that anyone with *anything* for **Show & Tell** will receive a raffle ticket for special prizes to be raffled off at the Squadron Annual Banquet in December.

Meeting location is the **Green Valley Adult Clubhouse**. The address is:

**17250 Los Jardines West**  
**Fountain Valley, CA 92708**

## Directions from the South:

- ➔ From **I-405 North**, exit at **Euclid**
- ➔ Turn **Left** onto **Euclid** at the offramp
- ➔ Turn **Left** onto **Slater**
- ➔ Go **past Los Jardines East**
- ➔ Turn **Right** at the light onto **Los Jardines West**

The Clubhouse is on the right about a half block past the school on the left.

## Directions from the North:

- ➔ From **I-405 South**, exit at **Brookhurst North**
- ➔ Merge onto Brookhurst and turn **Right** onto **Slater**
- ➔ Turn **Left** onto **Los Jardines West**

The Clubhouse is on the right about a half block past the school on the left.



# WARBIRDS & CLASSICS 2023

## W&C 2023 Is Under Way!

Friday, July 7 through Sunday, July 9, 2023

This reminder is probably going to be redundant since it will likely be delivered while Warbirds & Classics is already under way. But it's always worth reminding everyone of some details.

Event coordinators **Randy Wilbur** and **Joni Whitsitt** have been contacting Scale Squadron members to talk about how you can help. We will need all the assistance we can get over the weekend. But if everyone kicks in just a couple hours sometime over the weekend, things should go smoothly.

### Raffle Items & Food for the Masses

Event organizers (**Mike Greenshields**, **Joni Whitsitt** and **Randy Wilbur**) have come up with some very cool items for this year's raffle. We will have two planes out of **Sam Wright's** garage, a beautiful ARF twin from **Larry Wolfe**, two wood kits from **Steve Penn** and a whole lot more.

We will also be feeding all registered pilots on Friday, Saturday, and Sunday lunch. There will be a pilot's social and mixer on Friday evening. A BBQ dinner for the traditional Saturday Banquet will round out the event festivities. No one should go hungry at this event!

Tim, Frank and Randy have been working their collective butts off to make sure the field is free of weeds and looking great. Please do your part when you are out there and pick up your trash and anything else you might see laying around. (old rubber bands, pieces of airplane, Velcro, broken fuel line, etc.)

### No Excuses, Just Be There!

The out-of-towners have paid their entry fees and are eager to take part in this really big show. Now is your time to sign up and join the fun. These events are what we all need to get our scale interests flowing. Let's make it memorable again..

### A Few Things to Keep in Mind

- ♦ This is a **Scale Model Flying Event**. So, Scale airplanes only. We're not picky, we just want an actual scale model. What we *love* to see is your latest scale project.
- ♦ The **standard pattern** is in effect so no hovering, freestyle or 3D-type flying.



- ♦ **Helicopters** *are* allowed as long as they are scale and can fly the same pattern.
- ♦ **Formation flying** is allowed. Please work with our CD and Airboss to ensure you have the space and other traffic is cleared.
- ♦ **AMA membership** is required and checked, OCMA safety regulations apply. **FAA registration** number must be visible on your plane somewhere.
- ♦ You **must** have a **fire extinguisher** in your pit area. Every pilot must have his or her own and it must work.
- ♦ **NO TURBINES.** We'd love to have you but it's just not allowed by OC Parks.
- ♦ **NO SMOKE.** The Fire Marshall or Park Ranger will think it's a fire and send fire trucks. That would be bad for everyone.

Obviously we can't control the weather but we're expecting great weather with fairly calm winds, no rain, warm but not smokin' hot weather (high 70's to 80's usually)

If you have questions about any of this, just contact your favorite Squadron Board member.

***See You at Warbirds & Classics 2023!***


# JUNE SQUADRON FLY DAY @ OCMA FIELD

By Eric Puchalski

The June Squadron Fly Day fell on Fathers' Day and pretty much everything about it was perfect! The weather couldn't have been better and hosts **Joni Whitsitt** and **Randy Wilbur** provided donuts and coffee in the morning followed by hot dogs for lunch. They also set up the canopy and spread out some chairs so no one has to sit out in the sun.

**Mike Greenshields** brought out two airplanes that had never been flown before. His **SBD Dauntless** and **Piper Cherokee** had just been completed earlier in the week. First flights on both of them were successful.

If you haven't been to one of these monthly fly days, you're missing something special. It's a lot of fun to get out with Squadron members (and other pilots, for that matter) and just hang out for a couple hours.

These flying days are not sanctioned or "official" events so the field remains open to all OCMA members. All are welcome to bring friends, family, and any airplane whether it's scale or not. (Or no airplane at all if you just want to enjoy a day at the field.) The purpose is to get to know each other a little better, get some stick time in, and just enjoy each other's company. It's also a chance to bring out projects you're working on and may need some help getting past a rough spot. There will be a lot of modeling experience and expertise at these Fly Days so why not come out and take advantage of it? 



**01:** Hosts **Joni Whitsitt** and **Randy Wilbur** always set up a terrific spread for the Squadron Fly Days.

**02:** **Randy Wilbur** prepping his **Extra 300S**.

**03:** **Mike Greenshields** hard at work making sure nothing shook loose in the innards of his **SBD Dauntless** before its first flight.

**04:** Randy putting even more flight time on the oldest Ugly Stik still flying.

**05:** Not sure who's piloting this **Extra 330** but they can sure grease a landing.

**06:** There's always a great assortment of planes and people out on Sundays. Being Fathers' Day doesn't seem to have made any difference.



# A DAY AT THE FIELD

**Ed McCormick** finished and flew his **RAF S.E.5a** that he's been working on for a long time. The airplane required some trim but flew perfectly. He plans to have it out for Warbirds & Classics. Ed did a terrific job on this model and both its looks and performance demonstrate his attention to detail and unwillingness to take any shortcuts in the building process.



**John Mackey** showed off the aerobatic capabilities of his **Yakovlev Yak-18**. This was only the model's second flight but John said it's an easy flyer with no bad habits. He built this model from a 1970s-vintage **Sig Manufacturing** kit. The 72" wingspan model is powered by a **DLE-20** and weighs about 13 lbs. John has several old Royal kits waiting in the wings now that this one is flying.



## A Day at the Field

This **Nakajima Ki-43 Hayabusa (Oscar)** belongs to **Ruben Zadovan**. It's a **Hangar Nine** ARF with an 88" wingspan and a flying weight around 27 lbs. Reuben has had the model for about three years and he really likes it. He said that, for a warbird, it's very easy to fly. And like all models equipped with a **Saito FG-90R3** three-cylinder radial, it sounds as terrific as it looks.




**Brian Young** likes his airplanes large, loud, and *fast*. His **Lavochkin La-7** is a case in point. This 1:4 scale model has a 96" wingspan with a **Desert Aircraft DA-100** for power. The model is built up from Dave Anderson plans and took over a year to complete. The weathering is about as good as it gets. It's nine years old and Brian said it's extremely reliable.





## A Day at the Field

**Rob Hahn** completed work on his **Grumman F9F Panther** built from scaled down **Nick Ziroli** plans. Rob fabricated everything on this model, including the fan unit that's powered by an O.S. .15 two-stroke glow engine. The model has working flaps and ailerons. Markings are hand-cut from Monokote. The fan unit provides plenty of power and he's very happy with the finished model.



**Alex Martinez** flew his **Xfly Republic B-1B Lancer** which he's only had for a couple weeks. This was its first flight. There is a lot of fine detail built into the model right out of the box. This includes the swing-wing mechanism, a full suite of navigation, anti-collision, and landing lights, simulated afterburners, retracts, and a **ton** of surface detail. It's powered by a pair of 70 mm fans.



## A Day at the Field

MC Li has flown his **Republic P-47 Thunderbolt** several times since its first flight in March. He's gotten much more comfortable with the big model and it shows in his flying. He built the Jug from a **Top Flite** kit. It has an 84" wingspan and is powered by a **Zenoah G62**. The Chinese markings represent one of the aircraft that was flown during the Chinese Civil War following WWII.



Jerry Smith brought out his big **McDonnell Douglas F-4D Phantom II** EDF from **Freewing** for its first flight and everything worked perfectly. The model is powered by a 90 mm, 12-blade fan which provides plenty of thrust. Jerry didn't like the South East Asia camo color scheme that the model came with so he scraped that off, repainted it, and ordered new markings from **Callie Graphics**.





# HOW TO: MAKE A SIMPLE TRIM CUTTER

by Randy Randolph

## Quick and Easy Pinstriping

Almost every trim scheme has a pinstripe somewhere. Some are thin and are used to form contrasting outlines around letters, numbers, windshields and windows; others are wide or flowing. It's easy and very inexpensive to make a tool that you can use to cut all of these shapes out of plastic covering material. The photos show how to do it.

**Photo 1** The basic materials you'll need are two #11 hobby blades, slow CA and a piece of hard 6"x1/2" balsa that's as thick as you want the pinstripe to be. If you want 1/16"-wide pinstripes, plywood works better. The first step is to remove any oil or grease that may be on the hobby blades. A paper towel and some rubbing alcohol work well and leave no residue on the blades.

**Photo 2** Insert each #11 blade into a handle, blade end first, and rub the base of the blade on a sanding block to slightly roughen each side. This gives the sides of the blade some "tooth" so the CA can better hold the metal in place.

**Photo 3** Glue one blade on each side of the wooden handle, with the pointed end about 1/4" forward of the end and flush with the bottom edge. Be sure both blades extend forward the same distance and are flush with the bottom of the handle. Use slow CA so that you can adjust them if necessary. When the CA has cured, trim the front of the tool to match the blades.

**Photo 4** You can cut simple pinstripes using a straightedge as a guide. All stripes will be the same width as the tool, so matching is easy and accurate. Odd shapes, such as circle and star outlines and wide, curvy lines, can be cut around templates. It is important to hold the tool so both blades cut the film at the same time.


**Photo 5** Simple outlines become interesting trim with little effort. I made these star outlines with an 1/8" wide tool and spent more time ironing them in place than making them!



01



02



03




04



05



From *Model Airplane News* magazine, July 1992



## TRUCK-BED WHEEL CHOCKS

The secret behind these scrap-wood chocks is the hook side of the Velcro® that's glued to the bottom. This snags the carpeting and stops the model from sliding around en route to the field.

*Michael Van Zuidam, South Holland, IL*

From *Model Airplane News* magazine, July 2015

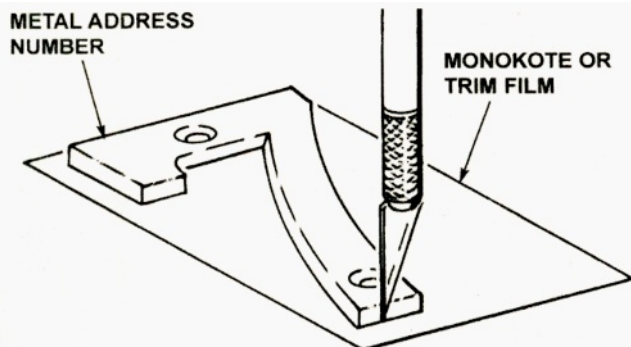
## SCALE WHEEL CHOCKS

Tired of your model moving while you're working on it? Nervous that it will roll off the table? Recently, I made up some wheel chocks to prevent my plane from rolling off my workbench when I turned my back. Not only are they functional and work great, but they also look scale! Just cut a thin sheet of plywood to size and add hardwood triangle-shaped strips to each end. To make them work properly and look scale, use the wheels of your model to determine the spacing between the strips. Paint them and add some butcher twine for some scale lanyards.

*SEAN MCMALE, MALVERN, PA*

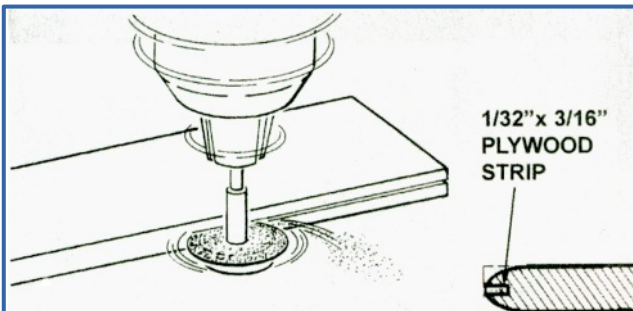


From *RC Report* magazine, March 2009



Here's one from me. You know those big metal or plastic house numbers you can buy for the front of your house? I use them as templates for cutting numbers from iron-on coverings. Just tape the number onto the material and carefully cut around it with a sharp hobby knife. If you want an outline on the number, first use MonoKote Trim Solvent (or acetone) to adhere the cutout number to a contrasting color material. Then using scissors, cut the contrasting color approximately 1/8" to 1/4" larger than the number, or leave a wider edge on the bottom and one side to simulate a "drop shadow." Then use the solvent again to adhere the numbers to your model. Heating may distort the numbers, but the Trim Solvent leaves them nice and flat, as long as the surface is basically flat. Such house numbers are available in a variety of sizes and font styles at most home improvement and hardware stores.

*-Walt Wilson, St. Charles, MO*



Bill Predock, of St. Charles, MO, reinforces the edges of his tail surfaces with thin strips of plywood. He uses a Dremel cutoff wheel in his drill press to accurately cut slots around the outer edges. The chucked cutoff wheel is adjusted to a height equal to half the thickness of the wood, and is locked in place. The wood part is then fed along the spinning wheel, cutting as deeply as desired. The resulting slot is clean and accurate, and different cutoff wheels will cut different size slots. The mating parts are cut with the same side facing down, so even if the tool isn't perfectly centered, the slots still match with no misalignment of the surfaces. Strips of 1/32" plywood are cut into strips approximately 3/16" wide, and glued into the slots.

From *RC Report* magazine, March 2009



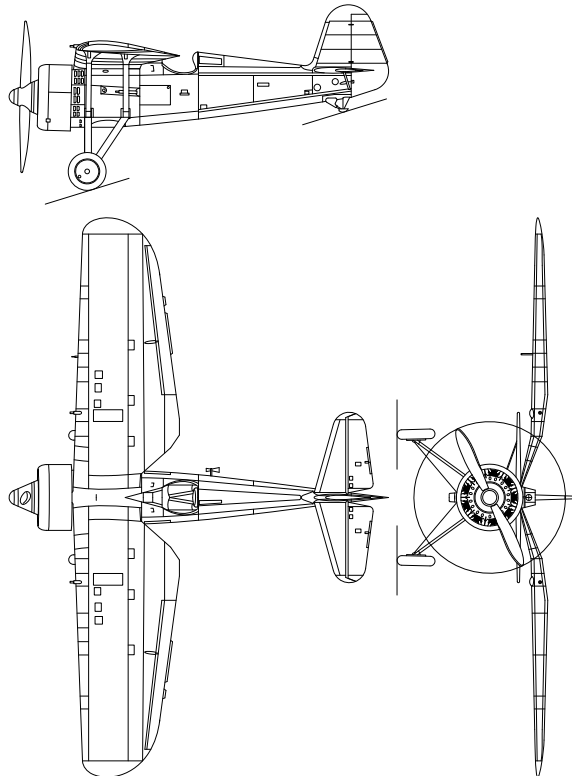
# DOCUMENTATION: PZL P.11

The PZL P.11 was a Polish fighter aircraft, designed and constructed during the early 1930s by Warsaw-based aircraft manufacturer PZL (Państwowe Zakłady Lotnicze - State Aviation Works). Possessing an all-metal structure, metal-covering, and high-mounted gull wing, the type held the distinction of being widely considered to have briefly been the most advanced fighter aircraft of its kind in the world.



The design of the P.11 commenced during the late 1920s, initially designated as the P.1. The primary individual responsible for its development was Polish aeronautical engineer Zygmunt Puławski, who has been attributed as having designed many of its innovative features. While the majority of the world's forces were still using biplanes, the P.1 used a high-mounted and aerodynamically clean gull wing, which provided the pilot with a superior field of view. During September 1929, the first prototype conducted its maiden flight. The design quickly drew international attention; the general layout became commonly known as the "Polish wing" or "Puławski wing".

The P.11 served as Poland's primary fighter defense throughout the 1930s, including during the Polish campaign of 1939 by neighbouring Germany. However, as a consequence of the rapid advances in aircraft design during the late 1930s (seen in such fighters as the Messerschmitt Bf 109), it was outclassed by its rivals at the onset of the war.[1] The majority of the Polish Air Force's P.11s were destroyed during 1939; however, it is believed that as many as 36 were flown to Romania and were subsequently taken over by the Romanian Air Force.

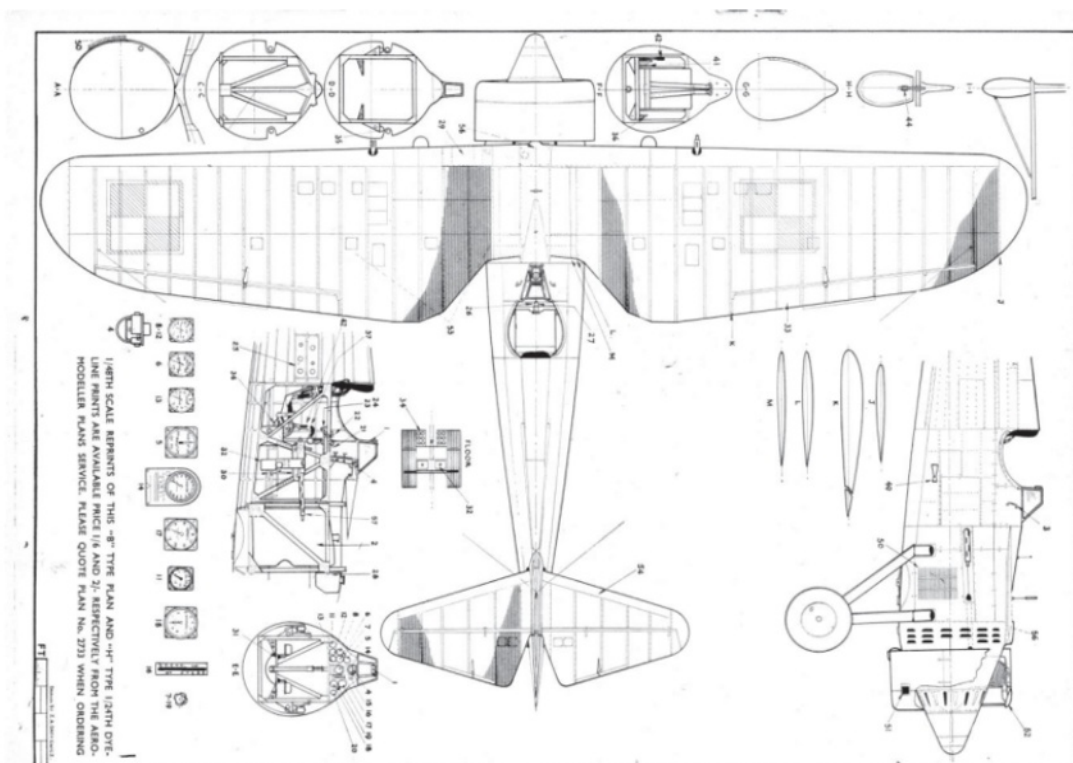
Let the Editor know if you'd like more details.

















## Documentation: PZL P.11





# UPCOMING EVENTS

## Special Note Regarding Events

A list of upcoming scale events that are easily reachable from Southern California is included here. We encourage everyone to participate in as many of these events as possible in order to show support for clubs that have gone through the same difficulties that the Scale Squadron has experienced recently. Remember that when you attend any of these events, ***you are an ambassador of the Scale Squadron.*** Be sure to mention your affiliation with the Scale Squadron and represent us well! (Also, bring back lots of photos and get them off to **Eric Puchalski** so they can be included in the next newsletter.)

Date	Host & Location	Event & Summary
Various Dates in 2023	Various hosts & locations	<b>U.S. Scale Masters 2023 Regional Qualifiers</b> U.S. Scale Masters has published their Regional Qualifier schedule for 2023. Events will be held in several states and BC, Canada. A complete schedule is provided on the next page.
Jul 7-9, 2023	<b>Scale Squadron of SoCal</b> Irvine, CA	<b>Warbirds &amp; Classics 2023</b> World-famous scale fun-fly. All types and sizes of anything that looks like a model of a full-scale prototype (no turbines or drones). \$40 pilot fee for any number of models. RV dry camping available with reservation. Fun, Food & Frolic!
Oct 12-15, 2023	<b>Tri-Valley RC Modelers</b> Santa Maria, CA	<b>10th Annual Central Coast Giant Scale Fly-In</b> Landing fee \$50 for the full event or \$30/day. Includes 2.5+ days of flying on a giant runway & lunch on Saturday; 3 Nights dry camping parked on asphalt only \$100; AMA membership required; Epic pilot's raffle on Saturday; World famous Santa Maria style BBQ Saturday night; Indoor bathrooms & shower available on site; Lodging, restaurants & grocery nearby; Turbines, 3D & Night flying approved!
Oct 14, 2023	<b>RC Flyers Unlimited</b> Oakdale, CA	<b>RCFU Giant Scale Fly-In</b> Come join the RCFU Giant Scale Fly-In. All IMMA legal scale aircraft are welcomed, except turbines do to the site dry field conditions. Landing fees \$25.00 including BBQ hamburger/hot dog lunch. Dry RV Camping on field fees under 64 yrs \$30 over 65 yrs \$15.



### Errors & Omissions:

If you note any errors in any information in this list or the flyers on the following pages, please contact **Eric Puchalski** or any of the members of the Scale Squadron Board of Directors. If your club is hosting a scale-themed event that's not on this list, contact Eric to get the event added to the list. If you have flyers, an informational website, or online registration page we would be happy to include that in this section as well.

So, *that's* what an SR-71 assembly line looks like!



# U.S. SCALE MASTERS ASSOC.

(National Chairman: Curtis Kitteringham - cak11@cox.net)

## 2023 Regional Qualifiers Schedule

Jan 14-15 "Cape Coral Scale Classic" - Cape Coral, FL ([www.rseahwks.org](http://www.rseahwks.org))

Mar 31-April 1 "Gunsmoke" - Mesa, AZ ([www.oeaf.org](http://www.oeaf.org)) ([www.azmodelaviators.com](http://www.azmodelaviators.com))

Apr 26-30 "Top Gun" - Lakeland, FL ([www.franktiano.com](http://www.franktiano.com))

May 19-21 "2023 Spring Opener" - Othello, WA ([www.nwscale.org](http://www.nwscale.org))

June 16-18 "Mint Julep Scale Contest" - Rosewood, IN ([www.rosewoodrc.com](http://www.rosewoodrc.com))

June 23-25 "Field of Dreams Scale Rally" - Redmond, OR ([www.nwscale.org](http://www.nwscale.org))

July (pending) "British Columbia Scale Classic" - Kamloops, BC ([www.nwscale.org](http://www.nwscale.org))

July 6-9 "AMA Scale NATS for R/C" - Muncie, IN ([www.nasascale.org](http://www.nasascale.org))

Aug 4-6 "Silver Hills Scale Rally" - Athol, ID ([www.nwscale.org](http://www.nwscale.org))

Aug 25-27 "NWSAM Championships" - Wenatchee, WA ([www.nwscale.org](http://www.nwscale.org))

Sep (pending) "Fall Scale Classic" (pending) WA ([www.nwscale.org](http://www.nwscale.org))

Sep (pending) "Max Ficken Texas Scale Championships" - Ft. Worth, TX ([www.flygsw.org](http://www.flygsw.org))

(dates pending) "USSMA 42nd National Championships" - (location pending)



# Scale Modelers, Pilots & Fans!



AMA Sanction No. 14535

## 16<sup>th</sup> Annual Warbirds & Classics Scale Fly-In

### OCMA Field (Irvine, CA)

Paved 600ft Runway, Friday Night Party, Saturday Night Banquet (Blake's BBQ), Reserved Pit Areas, On-Site R/V Parking & More!

In Support of USMC Semper Paratus & America's Fund

**ENTRY FEE: \$40.00 per Pilot (Scale Aircraft Only)**

Includes 3 Days of Flying, Friday, Saturday & Sunday Lunch.

Event T-Shirts Available Online & at the Event.

Registration: [www.ScaleSquadron.com](http://www.ScaleSquadron.com)

Contest Director: **Randy Wilbur** ([rwilbur@videotecheng.com](mailto:rwilbur@videotecheng.com))

- ◆ Saturday Night Banquet: \$25.00/person
- ◆ Pit Reservations: \$25.00/pilot (OK to share)
- ◆ AMA membership required
- ◆ FAA UAS registration required & must appear on plane
- ◆ No Turbines
- ◆ No Hovering or 3D flying

## Friday – Sunday, July 7 – 9, 2023





Join us for the  
**11th Annual**

**NEW LOCATION**

# Tri-Valley RC Modelers Giant Scale Fly-In

**October 12th - 15th 2023**

**New Cuyama Airport - 3380' x 60' Runway!**

## The skinny:

- ♦ Landing Fee: Only \$50 for the full event (or \$30/day). Includes: 2-1/2+ days of flying on a giant runway & lunch on Saturday;
- ♦ 3 Nights Dry Camping only \$100, parked on asphalt;
- ♦ Proof of current AMA required;
- ♦ Epic Pilot's Raffle on Saturday.

## More skinny:

- ♦ World Famous Santa Maria Style BBQ dinner on Saturday night;
- ♦ Indoor bathrooms & shower available on site;
- ♦ Lodging, restaurants, & grocery stores nearby;
- ♦ Turbine jets, 3D, & Night flying approved!

**Please call Chuck Barnes at (805)886-7921 or email him at [CDBarnes10@comcast.net](mailto:CDBarnes10@comcast.net) to register for this event.**

**2022 Pilots**



[www.trivalleyrcmodelers.com](http://www.trivalleyrcmodelers.com)



## Advancing & Promoting the Hobby of Remotely Controlled Scale Miniature Aircraft

Many people from all walks of life find it fascinating to produce a miniature working replica of a full-size object, be it a doll house, sailing ship, or operating steam locomotive. In our case it is our passion for flying machines that motivates Scale Squadron members.

Today as scale modelers we pursue nearly every possible aviation subject with the confidence that not only will our project be successful, but that it may well outperform that of its full-scale counterpart.

Squadron members delight in the pursuit of authenticity for scale projects. This requires research and documentation of specific aircraft and their variants.

Many of the flying replicas thus created are of Museum Quality and our members take to the skies with these flying miniatures regularly and successfully.

On the other hand, not everyone wants to make a scale masterpiece. That's OK, too! Whatever pleases you is what counts. Whether you are kitbashing, volunteering at charity aviation events, or making molds from scratch for Scale Masters or AMA National Championship competition scale aircraft, Scale Squadron is a club that embraces all facets of scale aviation R/C modeling and the related community.

Scale Squadron Club Meetings are held on the

**second Monday of each month at:**

Green Valley Adult Clubhouse  
17215 Los Jardines West  
Fountain Valley, CA.

Meetings start at **7:00PM** and last about 2 hours.

Our meetings throughout the year include the usual club business as well as Member Show & Tell, Modeling How-Tos, Aviation and Industry presentations, and good ol' time social gathering to help enlighten and encourage our membership to push the boundaries in the art of Miniature Aircraft Replication. Visitors are always welcome. All members and visitors alike are encouraged to bring their latest scale models and projects!



# JOIN US!

## Membership Requirements

Membership in the Scale Squadron is open to all Academy of Model Aeronautics (AMA) members who are interested in safe formal and informal flying, including the research, building, and flying of Scale R/C Miniature Aircraft.

Membership Annual Dues are \$30.00 covering January 1 through December 31. Membership begins after verification of your current AMA membership card, your FAA Small UAS Certificate of Registration, and receipt of Scale Squadron membership dues.

The Scale Squadron Board reserves the right to deny or delay new membership approval.

## Membership Benefits

Membership in the Scale Squadron includes:

- ♦ A subscription to the *Scale Dimension* monthly online newsletter.
- ♦ Squadron membership card and name tag.
- ♦ Advance notice of scale aircraft events.
- ♦ Annual Holiday Banquet for members and one guest.

## Membership Meetings

Meetings are the second Monday of each month at 7:00pm. The December meeting includes the Annual Holiday Banquet and raffle drawings for anyone who presented a topic at any of the monthly meetings.

See the *Who We Are* section of this issue for details on the meeting location.

## How to Join

If all this sounds like something you would like to be a part of, you can join us in a couple ways:

1. See the last page of this issue for a membership application. Fill out the form and submit it along with the required supporting documents.
2. Use the [Online Form](#) on the Squadron's website to provide basic information and pay the membership dues. A copy of the online form will be sent to you via email. Print this out and submit it with the required supporting documents.

## How to Submit Your Application

All membership application submissions must include:

- ♦ A hard copy of the membership application form
- ♦ If the membership dues were not paid online then include a check for \$30.00 made payable to "Scale Squadron." Dues are not prorated if you join after January 1.
- ♦ A photocopy of your AMA membership card
- ♦ A photocopy of your FAA Small UAS Certificate of Registration

Mail these to:

**Scale Squadron Membership**  
PO Box 8074  
Fountain Valley, CA 92728

You will receive your membership card and instructions for how to obtain your key to the OCMA field by return mail in about a week.






# SCALE SQUADRON OF SOUTHERN CALIFORNIA

THE SCALE SQUADRON  
OF  
SOUTHERN CALIFORNIA



## MEMBERSHIP APPLICATION



Membership in the Scale Squadron is open to all AMA members who are interested in safe, formal, and informal flying, including the research, building and flying of Scale R/C Miniature Aircraft. Membership Annual Dues are \$30.00 covering January 1 through December 31. Membership begins after verification of your current Academy of Model Aeronautics (AMA) Membership Card and receipt of Scale Squadron membership dues. Membership in the Scale Squadron includes a monthly newsletter and Squadron name tag. Meetings are the second Monday of each month at 7:00pm.

NEW ☐ RENEWAL ☐ Recommended by \_\_\_\_\_ DATE \_\_\_\_\_  
Name \_\_\_\_\_ Spouse \_\_\_\_\_  
Address \_\_\_\_\_ City \_\_\_\_\_  
State \_\_\_\_\_ Zip Code \_\_\_\_\_ Email \_\_\_\_\_ Birthday \_\_\_\_\_  
Home Phone \_\_\_\_\_ Work \_\_\_\_\_ Ext \_\_\_\_\_ Mobile \_\_\_\_\_  
AMA# \_\_\_\_\_ FAA \_\_\_\_\_ USSMA \_\_\_\_\_ FCC/Ham \_\_\_\_\_ EAA \_\_\_\_\_

### MODELING INFORMATION

Years in R/C \_\_\_\_\_ Modeling Level: New ☐ Intermediate ☐ Expert ☐ Need Help ☐

Interest Area: WW1 ☐ WWII ☐ Golden Age ☐ Civilian ☐ Vintage ☐ Jets ☐

Private or Commercial Pilots License & Type Rating \_\_\_\_\_

Are you interested in Scale Competition? Yes ☐ No ☐ Would Require Assistance ☐

How did you hear about the Scale Squadron? \_\_\_\_\_

### GENERAL INFORMATION

Meeting Preferences. Check all areas that you would like to see at the monthly meetings

How To ☐ Videos ☐ Guest Speakers ☐ Scale Techniques ☐ Scale Contest Prep ☐

Your Ideas \_\_\_\_\_

Would you be willing to assist at Scale Squadron Events? Yes ☐ No ☐ Maybe with Help ☐

Registration ☐ Gate ☐ Flight Line ☐ Judging ☐ Scoring ☐ Cooking ☐

Comments \_\_\_\_\_

NOTICE: This information is only for the Scale Squadron Data Base and will not be shared or sold to any outside agencies. Your information may be used in a Scale Squadron Membership Guide available only to paid members.