



Squadron Rubber Power event at Hobby People HQ

Photo Credit: Tim Johnson

Commanders Note From The Bench

“rubber powered event was a
huge success”

September is definitely here, children are heading back to school and the traffic will increase as usual. As long as the trips to the flying field are clear, I am good to go as you are.

Last month our scale rubber powered event was a huge success and several fellows from the Black Sheep Squadron came down and waxed us all pretty good. These guys had beautiful models as the photos in this newsletter will show.

Most of the time they released their models and they flew gently around the Hobby People Warehouse several times and landed. All were most impressive flights, and they were very accommodating in sharing their tips and actually helping some of our members trim their models

Over all we all had a great time and the hot dogs, chips and potato salad was good too. Those that did win were awarded Dumas Scale Rubber kits and Hobby People gift cards. I and Squadron member Michael Fetyko were at the Pearl Harbor Big Little

Inside This Issue

- Commanders Note
- Event Calendar
- Squadron Rubber Fun Fly
- Aircraft of the Month

MEETING LOCATION CHANGE

The Scale Squadron Meeting Location Has Changed for SEPTEMBER!!!!!! ONLY SEPTEMBER.

Don't forget to meet at the “alternate” Green Valley Clubhouse for the September Meeting!

10739 Los Jardines W,
Fountain Valley, CA 92708



Michael's Balsa USA Stearman with the new Moki

Victor Valley R/C Flyers

An AMA
Sanctioned
Event!

www.VVRCF.org

Check the Website for
Demonstration Video!

Victor Valley RC Park * 7000 Arrowhead Lake Rd, Hesperia, CA * N 34° 22.688' W 117° 14.502'



Save the Date!
September 19
Victor Valley RC Park
Hesperia, CA

R/C Model Navy Carrier Landing Competition

1-Day - Sept 19! - Registration Starts at 7:30am - Competition Begins at 9:00am!

Questions? events@vvrcf.org - Tel 760 617 7584



Don't let those Navy carrier pilots have all the fun, now you can too with your R/C aircraft at the R/C Tailhook Competition with the VVRCF club!

It's easy! We setup our field with proper dampened arresting wires, you bring your model, modified with a tail-hook, and the pilot with the most precision catches WINS!

WATCH OUR 2 VIDEOS On Youtube:

Overview: https://youtu.be/Yybpv_iToFY

Watch Landing Practice: <https://youtu.be/vRptvNMZyw>

Victor Valley R/C Park is a top-notch facility with paved runway, covered pit area, electrical in the pit areas, trees for shade, benches and engine run-up areas! The pride of the High Desert!

On-Site DRY Camping Available - Food Available On-Site!

Pilots can enter as many aircraft as they like.

Entry Fee: 1st plane: \$20.00 2nd & More: \$10.00

Spectators WELCOME! FREE TO WATCH!

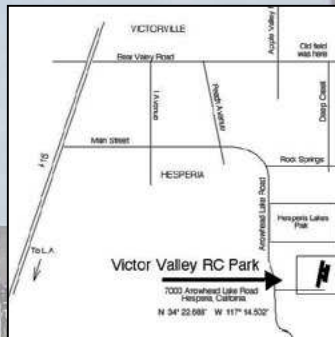
The more precise the catch, the higher the points! Points accumulated per plane (not combined planes). Awards for 1st, 2nd, and 3rd place (highest points!)

It's easy, it's fun, and we'll show you how to do it!

WATCH THE VIDEO on our website!

Current AMA Required to Compete.

All safety guidelines will be followed.



Event Calendar

Sept 11 to 13 Warbirds Over the Rockies

Sept 19, VVRCF in Hesperia - Tail-Hook Carrier Landing Competition

Oct 14-18, Best in the West Jet Rally
Pre-Register, More Information
<http://www.RCFlightDeck.com/event.cfm?id=4635>

Oct 23-24 Big Jolt PVMAC

Nov 6-8 Scale Squadron/Victor Valley RC Flyers Scale Qualifier
Hesperia, CA (see included flyer)

Nov 20-22 Arizona Jet Rally, Superstition AZ

Dec 6 PVMAC Toys for Tots - Prado

Dec 14 Scale Squadron Christmas Party

Stay Connected with the Squadron

-Sign Up for Website Announcements: Scale Squadron Home Page

-Follow Us on Facebook: <https://www.facebook.com/ScaleSquadronofSouthernCalifornia>

-Make Sure Ed Woodson has your correct email and address so you don't miss special Scale Squadron emails and announcements!

SQUADRON INFORMATION

SCALE SQUADRON OF SOUTHERN CALIFORNIA

MAILING ADDRESS

P.O. Box 8074

Fountain Valley, California 92728

EMAIL: Commander@ScaleSquadron.com

BOARD OF DIRECTORS

COMMANDER - Sam Wright
EXECUTIVE OFFICER - Mike Greenshields
TREASURER - Tim Cardin
SECRETARY - Ed Woodson
SAFETY OFFICER - Larry Wolfe
BOARD MEMBERS - Scott White
- Ed McCormick

WEBSITE

WEBMASTER - Paul Lee

OCMA REPRESENTATIVES

PRIMARY DELEGATE - Ed Woodson
BACK UP DELEGATE - Randy Wilbur

NEWSLETTER

EDITOR - Tim Johnson

“This particular Stearman is the one The President soloed in”

Commander's Note
Continued

Airshow on Ford Island. This is my 2nd year to announce the event and Michaels first year flying there for the show. See the great photo of Michael's Balsa USA Stearman with the new Moki 7 cylinder radial engine. The tower in the background is the one you saw in the movie Pearl Harbor. At that time and during the attack, this tower was brown. Now refurbished and painted, the tower will eventually have the elevator bought up to date where you can view Pearl Harbor from the highest point. While there I photographed the G.W. Bush N2S-3 Stearman, which was one of 5 he flew during

other. If you have an idea or program, please let me know as it may be a program the membership will enjoy.

This month is the Warbirds over the Rockies up in Denver, Colorado. A lot of us from the Scale Squadron are heading that way. I have the pleasure of announcing this event and it features real live pyro, bomb blast simulated pyro flak and full size warbird fly byes.



G.W. Bush's Stearman N2S-3 on display at Pacific Aviation Museum




Frank Migliaccio at 2014 Warbirds Over The Rockies

basic flight training as a Navy Cadet. This particular Stearman is the one The President soloed in and the log book is there to prove it. If you ever have the opportunity to visit Pearl Harbor, the memorial, the Battleship Missouri and the Pacific Aviation Museum, please do as you will enjoy every minute of the history of this great place. <http://www.pacificaviationmuseum.org>

I inserted the link here so that you can visit the website for the event. You can click here; it should take you directly to the website. <http://www.warbirdsovertherockies.com>

We did have a nice visit at the event from Col. Bob Thacker who is a long time free flight and rubber powered fan. He enjoyed the evening as well and were proud to have him join our little rubber powered event.

Coming up at the end of the month is the US Scale Masters Championships at Bomber Field in Monaville, Texas. Here is the link and if you can attend this event, the facility is first class. <http://www.bomberfieldusa.com>



Col. Robert E. Thacker, Sam Wright and John Donelson a retired Senior Design Engineer for McDonnell Douglas

In the meantime, there is still plenty of daylight to enjoy our sport and while the heat has been a tiny bit excessive, it still is great flying weather.

This month our program will be provided by Wings West again and we will be glassing a portion of the Top Flight B25. All of the wings



Sam Wright and his B-25 Heavenly Body

and tail surfaces are complete and panel lines laid out. So we are getting close to re-assembly, paint and getting this bird back into the air. Hidden control surfaces, scale gear doors and other features will vastly separate it from its origin as an ARF. There will be door prizes for primer, paint certificates and resin packs.

Now I know this rubber stuff was not what some of you were interested in and that showed buy those that did not participate or pay attention during the meeting demonstrations. We are always looking forward to interesting scale type programs for our meetings so that we can demonstrate building techniques to each

For those that did not know that my good neighbor and flying buddy David Morales

Commander's Note

A month and a half ago David thought he had the flu. After being sent to the Mission Viejo Hospital ER, he collapsed and was diagnosed to have Stage 4 Cancer. David has had numerous sessions of Kemo Therapy since then, and according to the doctors is doing exceptionally well and heading down in numbers. David is strong, has a great positive attitude and even last weekend flew his Bud Nosen P51. Later that day at OCMA a few of us gathered with him to fly and had a few hotdogs in the process. He thoroughly enjoyed seeing everyone and I am sure he slept well that evening. David is home and doing great. His mother flew in and is staying there to make sure he is doing what the doctor prescribes. He is spending time in the shop and if you have time send him a cheer. His email is davidazrc001@gmail.com

Health is important and while we are busy with life and our scale sport, we must pay attention to unusual things that we experience.

I look forward to seeing you all at the meeting and hopefully if he is up to it, bring David along as well.

Best Regards, and fly often.....

Sam



Phil Bland and Dave Morales at Top Gun 2015 getting ready to fly a round for the judges.

Hobby People®

18 Stores To Serve You In California & Nevada

CLUB MEMBER NEWS

September 2015

CUSTOMER APPRECIATION SAVINGS COUPONS

Hobby People®
Brushless Motors

SAVE \$22⁰⁰!



2826/05 Brushless Motor w/Hardware,
No. 129036, Reg. \$43.99

With Coupon, Only \$21⁹⁹

Offer Valid Through Sept. 2015, Only

SAVE \$20⁰⁰!

HP ELECTRONICS



Brushless 60A ESC

2-6S Li-Po Air/Heli Programmable

No. 118624, Reg. \$39.99

With Coupon, Only \$19⁹⁹

Offer Valid Through Sept. 2015, Only

FOR 50% OFF!



Excel

SAVE \$1.50!

Light Duty #1 Knife w/Cap

No. 692801, Reg. \$2.99

With Coupon, Only \$1⁴⁹

Offer Valid Through Sept. 2015, Only

HP ELECTRONICS

Battery Alarm
(2-8S) w/Volt-
Check (1-8S)
Li-XX

No. 118531
Reg. \$9.99

With Coupon, Only \$4⁹⁹



SAVE \$5.00!

Through Sept. 2015, Only

FPV Equipment

Plug 'N Play!



Folding Monitor Bracket Sold Separately (N#116293)

FPV 7" Monitor, Deluxe, w/Battery, Charger, Shade Hood, 5.8GHz 32Ch Dual-Div Antenna

No. 116280, List \$398.60

Now Only \$229⁹⁹

FPV 5.8GHz RF 800mW Power Adjust AV Transmitter, 32Ch

No. 116270, List \$179.60

Now Only \$104⁹⁹

HD Sports Camera, Waterproof, 1080p, Wide-Angle Lens

No. 193200, List \$290.90

Now Only \$169⁹⁹

HP Hobby People®

18 Hobby People Stores To Serve You In Southern California and Nevada!

CALIFORNIA:

- El Cajon
- Fountain Valley
- Lakewood
- Murrieta
- Riverside

NEVADA:

- Rancho Cucamonga
- Encino
- Hesperia
- Lawndale
- Pasadena
- San Diego
- Las Vegas North
- Lake Forest
- Camarillo *At New Location*
- Orange
- Redlands
- Santa Clarita
- Las Vegas East

Fast, Friendly, Knowledgeable,
Ask The R/C Pros!



FOR STORE INFORMATION, CALL: 1-866-HOBBY-4-U

HP Now Accepting Applications

- ◆ Get Employee Discounts
- ◆ Help Your Fellow Modellers
- ◆ Contact Your Local Store Manager For An Application



KNOWFLY
BEFORE YOU

WWW.KNOWBEFOREYOUFLY.ORG

hobbypeople.net



Price, specs, and availability may change without notice. September 2015 Club Newsletter Ad from Hobby People.

VVRCF 1ST CHANCE QUALIFIER

November 6 - 8, 2015

Victor Valley RC Flyers Club & Scale Squadron Club - 7000 Arrowhead Lake Road, Hesperia, CA

Scale Contest and USSMA Qualifier, Hosted by the VVRCF

The 1st Chance Qualifier is a Scale Model Aircraft contest. 1st place finishes and top 1/3 scores qualify pilots to compete in the Scale Masters National Championships held in Sept/Oct 2016 (TBA). Scale Masters has competition categories for Scale Modelers of all skill/experience levels. If you're interested in competing with an R/C scale airplane, this Qualifier has a category for you! 1st time competitors and ARF's welcome!



Entry Fee-

\$30 1st class entered

\$20 2nd class entered

Entry INCLUDES Sat Lunch

Lloyd's World-Famous
Saturday Night Banquet

\$15 per person

Classes:

Expert - Top-Level - This category is for the builder-pilot and is the only category from which the Grand Champion is determined at the Championship Event. Full Documentation Required.

Team: Pilot/Builder work as a team. Full Documentation Required.

Advanced: This category is available for top-level pilots using aircraft that are not governed by the Builder of Model (BOM) rule. Full Documentation Required.

ProAm/Pro: ProAm/Pro: Fly any scale plane - includes purchased, modeler-built or factory-built scale models including ARF/ARC, Documentation: only a picture of a real plane that is the same model/type as your RC model.

ProAm/Sportsman: For the true beginner. Same basic outline as the ProAm-Pro

Scale Masters Rules: <http://www.usscalemasters.org/forumsmf2/index.php?action=tpmod;dl=item111>

Questions? Contact: Ronnie Espolt (310-344-3140), email: airseamach@aol.com
Food Available on-site. (Lunch included for Contestants & Judges.) Free Camping (dry, on-site Fri/Sat/Sun Night). NO TURBINES. Field: Paved 500' Runway w/Covered Pit Area.

Schedule of Events (subject to change)

Friday

9am - Open Practice
& Early Registration
11am - Static Begins

Saturday

7am - Registration
8am - Pilots Meeting
8:15 - Static Comp
9am - Flying Comp
6pm - Lloyd's World
Famous Banquet

Sunday

8am - Pilots Meeting
8:15 - Static Begins
9am - Flying Begins
Awards - 2pm

Presented by:

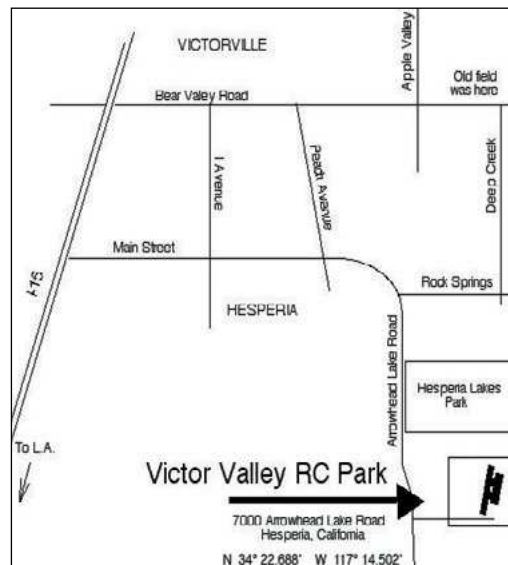


www.scalesquadron.com

Hosted by:



www.vvrcf.org



A Sure Guide To Determining Modeler's Skill

A SURE GUIDE TO DETERMINING A MODELER'S SKILL

After a while in this hobby, you can walk up to someone, look at his or her model or workshop, and immediately put the person into one of four classes: Novice, Builder, Expert, or Master. Here are a few tips so you can tell one from another.

1. Take a good look at the control horns. If you weren't reading this guide, you might think to look at how they are positioned and attached, but here's the real secret.

Novice: They still have the little bumps where they used to be attached to the plastic runner.

Builder: The little bumps have been neatly cut off.

Expert: The horns are scratch-built from aircraft plywood, sanded, and varnished.

Master: The horns are handmade from polished T2024 aircraft aluminum and carbon fiber, coated for corrosion protection with the metal parts anodized to match the finish of the aircraft. Did I mention the stainless steel ball joints?

2. Covering quality is a dead giveaway.
Novice: It looks like the entire Belgian Army has slept on it for a week.

Builder: It looks like it has been slept on by a cat for one night.

Expert: It is as crisp as a freshly made bed.

Master: It looks as taut as a bed made up by a drill sergeant at boot camp.

3. Study the trailing edges of the wing.
Novice: Square and over 1/8-inch thick

Builder: Nicely rounded

Expert: Feather edge

Master: Uses the trailing edge to shave

4. How well are the uncovered wood

parts finished?

Novice: Raw wood

Builder: Sanded and painted

Expert: Sanding sealer, five coats of urethane paint, and each coat was wet-sanded, followed by rubbing compound and a fine European hard wax

Master: Impossible to tell how it's done because it looks like one piece of polished granite; wear sunglasses

5. On many models, it is possible to see the framework. Look carefully.

Novice: Hard to tell that it's an airplane

Builder: Reasonably straight and true

Expert: Joints have no gaps, no warps, corners, gusseted, looks like it was carved from a solid piece of wood with the grain always going in the strongest direction

Master: It was carved from a solid piece of wood with the grain always going in the strongest direction.

6. What aircraft do they choose to model?

Novice: Piper Cubs

Builder: WW II fighters

Expert: Anything with elaborate detail or impossible surface finish and markings, scale operating engines, retracts, and working instruments; windshield wipers start automatically when it rains

Master: Piper Cubs

7. What glues did they use?

Novice: Mucilage

Builder: CyA, epoxy

Expert: CyA in three viscosities, aliphatic resins, four different epoxies, contact glues, special canopy cement, and has a friend in the adhesives industry

Master: Parts interlock so well that no glue is needed

8. Find out what shop equipment they use.

Novice: One old hobby knife

Builder: Hobby knife, supply of fresh blades, handheld electric tools,

box full of small tools

Expert: 2,000 square-foot shop with drill press, lathe, milling machine, table

saw, router, vacuum-forming machine,

foam cutter (all computer-controlled),

rolling tool chest with larger tools, and

a magnificent walnut machinist's tool

chest with expensive precision tools

Master: One old hobby knife *and* a

sharpening stone

9. Aerodynamic knowledge

Novice: Totally mystified since sixth grade

Builder: Has read one book on the topic and has forgotten it

Expert: Runs simulations on computers that make NASA jealous,

solves differential equations mentally,

and can give name, date of publication,

and the author of every theoretical work since 1892

Master: If it looks right, it is right.

10. Radio system choice

Novice: Two-channel radio with elevator on left stick

Builder: Four-channel radio with two sticks

Expert: 17-channel radio made in Germany with an unpronounceable name and more levers and switches than the cockpit of a 747

Master: Free flight

11. How they fly their airplanes

Novice: Crashes on takeoff

Builder: Crashes on downwind turns


Expert: Only crashes when it's someone else's fault

Master: Knows better than to fly them

Mixing it up a bit for this month!

Check This Out!

Plane of the Month



Remember to put your ballot in the box at the May meeting and you must have the following:

Complete Name?

Date first flown?

Country of Origin?

We will have a prize reward for the winner.

I am always looking for mystery planes, and if you have one, send it to me for insertion in the newsletter.

MONDAY
Sept 14, 2015
7:00 PM

SPECIAL MEETING
LOCATION

10739 Los Jardines W, Fountain Valley, CA
92708

